



OLYMPIAD

When it comes to ultimate protection, the Olympiad Collection stands tall. With triple-layer construction and superior insulation, these durable doors give you the best in protection and quiet operation.

PANEL DESIGNS



Short Panel



Long Panel

CONSTRUCTION

PRECISION 500



- Three-Layer: Steel + Insulation + Steel
- Durable, reliable, low-maintenance
 - Environmentally safe polyurethane thermal insulation with steel backing
 - Superior energy efficiency
 - Ultra-quiet operation



R-VALUE 13.35 - 19.40*

means the garage door is insulated well and has increased thermal efficiency.

THERMAL BREAKS

eliminate convection and provide superior weather protection.

HEAVY-DUTY HARDWARE

is 14ga steel and built for long-lasting garage door operation.



SPECIFICATIONS

OLYMPIAD 500	
Insulation ¹	Polyurethane
R-Value ²	13.235 - 19.4
Door Thickness	2"
Steel Thickness	27/27 Gauge
Wind Load Option ³	✓
Paint Finish Warranty	Lifetime
Hardware Warranty ⁴	Lifetime

¹ Insulation has passed self-ignition, flamespread and smoke developed index fire testing.


² Calculated door section R-value is in accordance with DASMA TDS-163.

³ It is your responsibility to make sure that your garage door meets local building codes.

⁴ Hardware warranty includes springs, cables, drums, rollers, and bearings.

For complete warranty details, contact your local Precision Door Service.

COLOR OPTIONS



Steel doors are pre-painted; for custom colors, exterior latex paint must be used. Actual paint colors may vary from samples shown.

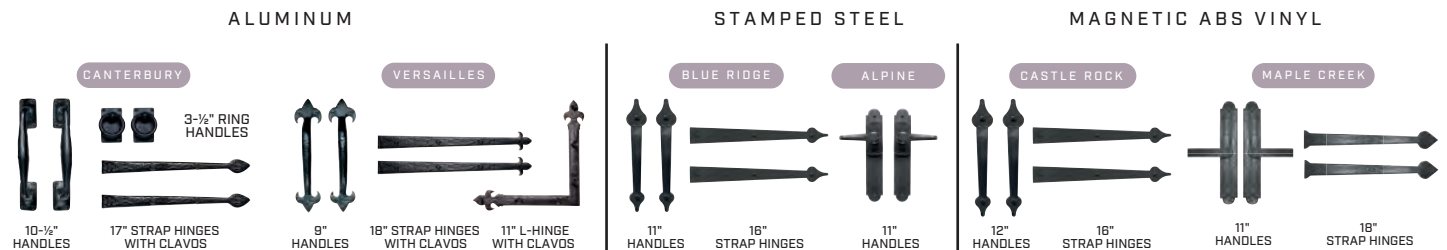
ALSO AVAILABLE



Over 500 factory-applied colors

Visit a Sherwin-Williams store to select the SnapDry™ paint color of your choice. Price upcharge applies.

DECORATIVE HARDWARE



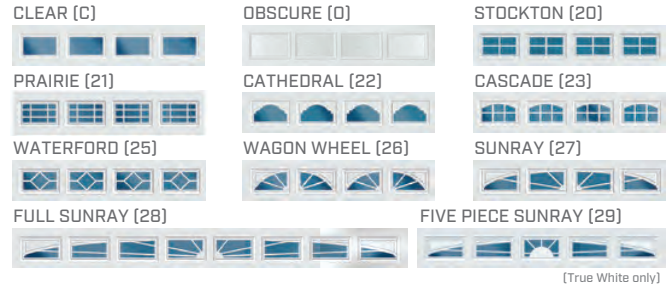
Aluminum decorative strap hinges with clavos not recommended for arch openings.

* 2-sided adhesive disks must be purchased separately.


WINDOW OPTIONS

DecraTrim Window Inserts

SHORT PANEL

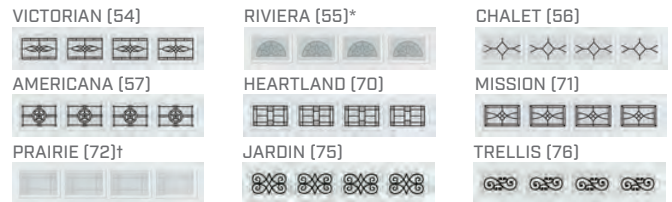


LONG PANEL

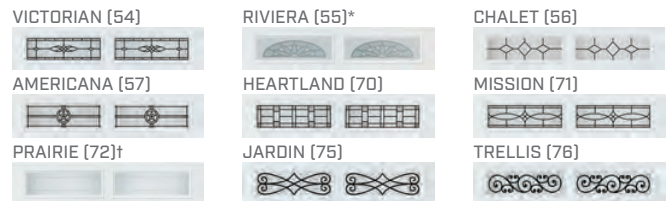


DecraGlass™ Windows

SHORT PANEL



LONG PANEL



* Frosted glass with printed pattern † Obscure glass with v-groove.