



# DISTINCT

Increase your home's curb appeal with a traditional style garage door from our Distinct Door Collection. Choose from four panel designs with your choice of color and window options.

## PANEL DESIGNS



Short Panel



Long Panel



Ribbed Panel<sup>†</sup>



Flush Panel<sup>\*†</sup>

<sup>†</sup>Available in 300 only    <sup>\*</sup>Available August 2018. Distinct 100 and 200 is stucco embossed; 300 is woodgrain embossed.



## CONSTRUCTION

### PRECISION 100




- One-Layer: Steel**
- Durable, reliable, low-maintenance

### PRECISION 200



- Two-Layer: Steel + Insulation**
- Durable, reliable, low-maintenance
  - Environmentally safe polystyrene thermal insulation with vinyl backing
  - Energy efficient and quiet

### PRECISION 300



- Three-Layer: Steel + Insulation + Steel**
- Durable, reliable, low-maintenance
  - Environmentally safe polystyrene thermal insulation with steel backing
  - Superior energy efficiency
  - Ultra-quiet operation



## SPECIFICATIONS

|                                | DISTINCT 100 | DISTINCT 200 | DISTINCT 300 |
|--------------------------------|--------------|--------------|--------------|
| Insulation <sup>1</sup>        | N/A          | Polystyrene  | Polystyrene  |
| R-Value <sup>2</sup>           | N/A          | 6.64         | 6.48         |
| Door Thickness                 | 2"           | 2"           | 1 3/8"       |
| Steel Thickness                | 25 Gauge     | 25 Gauge     | 27/27 Gauge  |
| Wind Load Option <sup>3</sup>  | ✓            | ✓            | ✓            |
| Paint Finish Warranty          | 15 Years     | 25 Years     | Lifetime     |
| Hardware Warranty <sup>4</sup> | 3 Years      | 5 Years      | Lifetime     |

<sup>1</sup> Insulation has passed self-ignition, flamespread and smoke developed index fire testing.  
<sup>2</sup> Calculated door section R-value is in accordance with DASMA TDS-163.  
<sup>3</sup> It is your responsibility to make sure that your garage door meets local building codes.  
<sup>4</sup> Hardware warranty includes springs, cables, drums, rollers, and bearings.

For complete warranty details, contact your local Precision Door Service.

## COLOR OPTIONS



\*Price upcharge applies \*\*Hunter Green & Gray available in Distinct 300 only.  
 Steel doors are pre-painted; for custom colors, exterior latex paint must be used. Actual paint colors may vary from samples shown

### ALSO AVAILABLE



Over 500 factory-applied colors

Visit a Sherwin-Williams store to select the SnapDry™ paint color of your choice. Price upcharge applies.

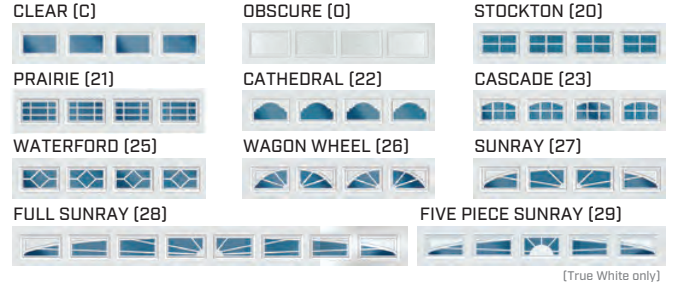


The choice is yours. Add visual interest to your contemporary, mid-century modern or transitional home. With Ultra View Window Options you decide the number and location of windows to create the door design you want.

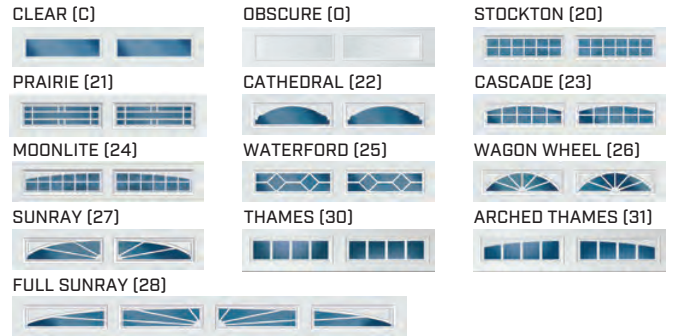
## WINDOW OPTIONS

### DecraTrim Window Inserts

#### SHORT PANEL

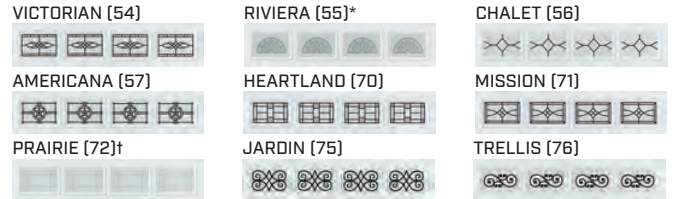


#### LONG PANEL

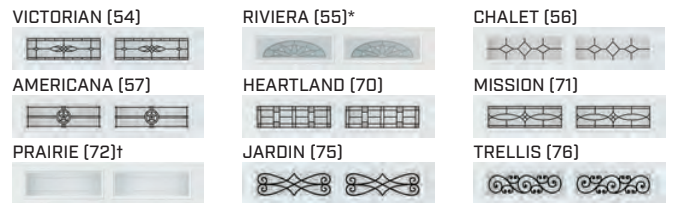


### DecraGlass™ Windows

#### SHORT PANEL



#### LONG PANEL



\*Clear glass with printed frost pattern † Obscure glass with v-groove.